



# Ducted Air Conditioning



# Rinnai Ducted Air Conditioning

Experience complete comfort all year round with the Rinnai Ducted Reverse Cycle Inverter System (DRCi). It conditions the entire home through insulated duct work, providing rapid cooling and heating with excellent dehumidification, all while filtering the air as it is dispersed to each room.

Condition your whole home, or zone specific rooms/spaces to suit your lifestyle, without having to install individual units on your walls.

Incorporating the latest DC Inverter technology, the Rinnai DRCi System is a cost effective solution when compared with conventional Air Conditioners. Its flexibility means it can be installed in both new and existing homes.





## **At Rinnai, we're all about comfort**

For over 50 years, Rinnai has supplied Australian homes with a range of appliances that help people lead comfortable, safe and efficient lifestyles.

Being driven to create comfort means that we really care about our products and your experience from start to finish. We're focused on developing products with the latest technology and our level of quality is second-to-none, so you can rest assured knowing Rinnai will deliver.

# Total Home Comfort

## All-In-One Total Home Comfort

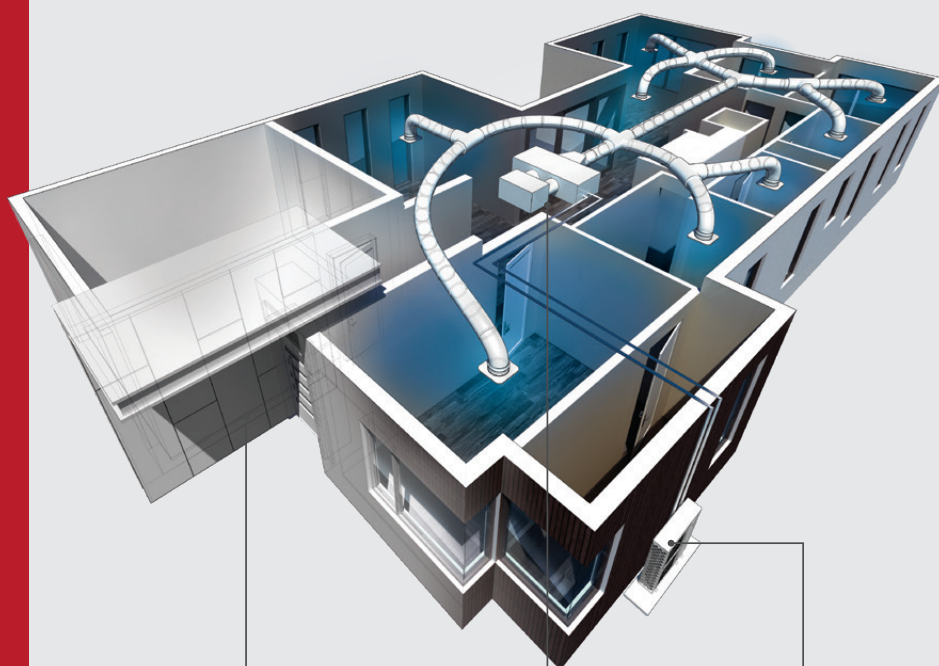
The Rinnai DRCi is built to withstand some of Australia's harshest conditions. Its ability to cool at temperatures ranging outside from  $-15^{\circ}\text{C}$  to  $50^{\circ}\text{C}$  and heat at  $-15^{\circ}\text{C}$  to  $24^{\circ}\text{C}$ , allows for total home comfort no matter where you live.

Features such as auto restart function in case of an electrical power outage provides you with peace of mind. The innovative DC Inverter varies its speed in order to maintain a consistent temperature which suits your home and its conditions.

All of this without the hassle of having to install multiple units saves you space, time and money.

## Flexible Design

With its slim indoor design, air outlets can be installed in the ceiling to utilise the best available space. The design of the system also suits a range of applications from narrow rooms to more accommodating spaces.



7-18kW Programmable Controllers



7-18kW Indoor Fan Coil Unit (installed within roof space)



7-18kW Outdoor Condensing Unit



20 & 24kW Programmable Controllers



20 & 24kW Indoor Fan Coil Unit (installed within roof space)



20 & 24kW Outdoor Condensing Unit

Illustrative purposes only

# Features and Benefits



## Heating & Cooling

All year round comfort, with full temperature control suited to your needs.



## Wi-Fi Control (7-18kW)

Set your favourite temperature from anywhere, with our intuitive Android or Apple App. Come home to ultimate comfort.



## Fast Temperature Control

Combination of control mechanisms constantly monitor the system operating conditions to maintain your chosen temperatures.

DC synchronisation technology, ensures a fast and controlled warm up and cool down while delivering effective energy conservation.



## Quiet Operation

Designed to keep noise levels to a minimum without affecting performance, thanks to the efficient indoor/outdoor fans and DC inverter compressor.

Fans slow down when the outside temperature falls, making them even quieter.



## Slimline Design

As the indoor fan coil unit is concealed in the roof, all you'll see in your home is the discreet ceiling diffusers.

Speak to your installer about which diffusers best complement your living spaces.



## Programmable Controller

The Rinnai DRCi comes complete with a dedicated easy to use wired programmable remote, for complete control of your comfort levels.



## Reduced Operational Costs

3 times more energy efficient than conventional electric heating. It also complies with the Australian Government's Minimum Energy Performance Standards (MEPS) and is rated to Australian Standard AS-3283.3.



## Zoning Option

Choose to cool or heat your entire home at once, or zone specific areas to your pre-selected levels of comfort. Consult with your specialist dealer for a zone control option that suits your specific application and lifestyle.

# Comfort at the touch of a button

## Wi-Fi Control (7-18kW only)

The 7-18kW Rinnai DRCi features optional Wi-Fi control via an App.

Simple to activate and easy to use, the App can be downloaded via Google Play or the App Store on a compatible mobile device.

Once installed and registered, you can operate your appliance on the go.

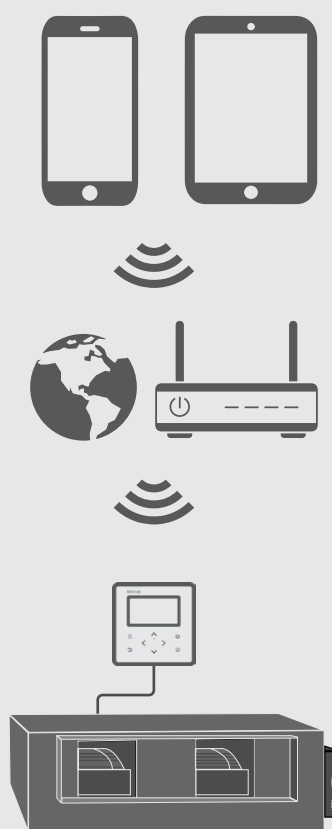
Basic functions like on/off, temperature control and fan speed can be accessed through the App. Best of all, the Wi-Fi control allows you to switch on your Air Conditioner from outside the home – creating the ultimate in convenience and comfort.

## We're at your service

The National Customer Care Centre provides first class service and maintenance of your system, ensuring it's running at its highest efficiency - so you can enjoy the Rinnai experience for many years to come.

Operating 5 days a week  
(Monday to Friday)

**13 43 73**



Turn your Air Conditioner on or off, set your temperature, fan speed and more remotely from anywhere in the world with an internet connection.

Your home's internet router relays requests from the App to control your Air Conditioner just like the normal remote controller.

Control your Rinnai Air Conditioner straight from the palm of your hand. Set your favourite temperature before you come home - enjoy the comfort and energy savings.



Available to download via:

- Google Play
- App Store

# Rinnai Home Zone Controller (7-24kW)



## Get in the zone

Put an end to arguments over the perfect temperature. The Rinnai Home controller can control up to 8 zones that can be configured using a touch screen controller and wireless sensors. Applies to 7-24kW DRCi Systems.

### Fan Auto Control

Rinnai Home automatically adjusts your system's fan speed according to how many zones or rooms are actively being cooled. More smart energy savings. No effort required.\*

### Active Temperature Management

Rinnai Home's intelligent sensors will redirect cooled air from one room to another, so rooms reach their set temperature as quickly and efficiently as possible.

### Fine-tuned lifestyle favourites

You use your home in different ways on different days, so create up to nine favourite programs to suit your routine. Switch rooms or zones on or off. Do it manually or automatically, on a timer.

\*Fan Auto Control must be configured by the installer

# Stay in control

## Control your Air Conditioning System from your smart device

**The Rinnai Home Controller offers precise and easy climate control so you can immerse yourself into total home comfort. You'll also benefit from the unparalleled energy efficiency and savings.**

The Rinnai Home climate control system is highly affordable, efficient and effective. It lets you control your air conditioning using your smart device so the whole family can come home to the perfect temperature. The Rinnai Home Controller is the perfect addition whether you're installing a new air-conditioning system, or retrofitting an old one.

### **Make fine adjustments automatic**

With wireless wall sensors, Rinnai Home monitors and maintains the temperature in real time, in every zone, automatically adjusting the airflow when each room hits your ideal temperature.





# Rinnai Home


## Features and Benefits



### Rinnai Home Controller


A typical installation will consist of one touch controller (maximum of 3) controlling one zone while the remaining zones are managed by wireless sensors (maximum of 8).

- Whole-of-home 8" touch screen
- Climate control up to 8 zones
- Available in black or white
- Fan Auto Control\*
- Active Temperature Management
- Up to 9 programmable favourite settings
- Convenient Timer
- Filter Clean reminder
- Schedule assistant



### Rinnai Wireless Sensors

- Temperature
- Zone Control sensor
- Available in black or white
- Turn ON/OFF in Climate control



### Rinnai Home Apps

Integrate all your favourite lifestyle and entertainment apps – Google Home, Amazon Alexa and Apple Home Kit – for a seamless, voice-controlled smart home experience your whole family can enjoy.

### Smart Features

- In duct supply air sensor for improved efficiency and temp control
- Dedicated zone sensor to ensure every zone is maintained at the exact temperature automatically
- Temperature sensor in every touchscreen controller
- Zone on/off button on every sensor
- Fan auto control to maximise comfort and minimise energy consumption
- All sensors can be calibrated for precision control

- ✔ 8 zones
- ✔ AC Unit control
- ✔ WI-FI & Remote access
- ✔ Individual zone temperature control
- ✔ Favourites and schedules
- ✔ 'Filter Clean' reminder with adjustable frequency
- ✔ Sleep timer
- ✔ 5% Airflow control adjustments

\*Fan Auto Control must be configured by the installer

# Technical Information

## 7-18kW (R32)

Rinnai - System Model No.		07	09	11	13	15	18	
Nominal Capacity	kW	7	9	11	13	15	18	
Power Supply (To Outdoor Unit)	V-Ph-Hz	220 - 240 - 1 - 50						
Maximum Input Power	kW	3.4	4.6	4.6	7.0	7.0	7.0	
Maximum Input Current	A	16	21	21	31	31	31	
Recommended Circuit Breaker Size	A	20	25	25	32	32	32	
Cooling	Rated Capacity	kW	7.3	9.0	10.5	12.5	14	17
	Capacity Range	kW	2.38-9.00	3.15-11.85	3.15-11.85	4.20-15.75	4.20-15.75	6.80-19.50
	Rated Input Power	kW	2.1	2.55	3.1	3.45	4.2	5.25
	Rated Input Current	A	9.8	14.5	14.2	18.2	18.2	22.5
	AEER	W/W	3.4	3.5	3.4	3.6	3.3	3.2
Heating	Rated Capacity	kW	7.5	10.0	11.5	13.0	14.5	18.0
	Capacity Range	kW	1.79-10.5	3.45-13.50	3.45-13.50	4.44-16.65	4.44-16.65	6.90-21.10
	Rated Input Power	W	1700	2250	2700	3150	3600	4550
	Rated Input Current	A	7.9	12.8	12.8	16.3	16.3	19.5
	ACOP	W/W	4.3	4.4	4.2	4.1	4.0	3.9
Indoor Unit		DINLR07B1	DINLR09B1	DINLR11B1	DINLR13B1	DINLR15B1	DINLR18B1	
Rated Input	W	90	250	560	560	560	420	
Rate Current	A	1.6	2.5	2.5	3.0	3.0	3.0	
Air Flow (With Filter)	High Speed	L/s	480 (100Pa)	625 (100Pa)	710 (150Pa)	1050 (150Pa)	1050 (150Pa)	1080 (150Pa)
Air Flow (Minimum)		L/s	140	190	190	250	250	410
Maximum External Static Pressure (ESP)		Pa	160	160	200	200	200	200
Noise Level	"Sound Pressure @1.4m (Hi/Med/Lo)"	dB(A)	38.5/35.5/32.5	45/42/39.5	39/37/34.5	46.5/43.5/40	46.5/43.5/40	53/49.5/45.3
Dimensions	Net (W x D x H)	mm	1100x774x249	1360x774x249	1200x625x380	1200x625x380	1200x625x380	1400x858x440
	Packaging (W x D x H)	mm	1305x805x315	1570x805x320	1485x675x450	1485x675x450	1485x675x450	1605x910x515
	Net / Gross Weight	kg	32/38.5	40/48	53/62	53/62	53/62	81/92
Duct Connections	Supply Air (W x H)		926 x 175	1186 x 175	1000 x 253	1000 x 253	1000 x 253	1188 x 385
	Return Air (W x H)		1001 x 228	1261 x 228	1145 x 334	1145 x 334	1145 x 334	1188 x 385
Condensate Drain Pipe Outer Diameter		25						
Refrigerant Piping	Liquid / Gas Connections		9.5 / 15.9	9.5 / 15.9	9.5 / 15.9	9.5 / 15.9	9.5 / 15.9	9.5 / 19.0
Moisture Removal		L/h	2	2.5	2.7	3.0	3.0	3.5
Controller	Type	Wired Programmable Controller with Wi-Fi Control						
Operating Range	°C	Cooling: 17 - 32, Heating: 0 - 30						
Outdoor Unit		DONSR07B1	DONSR09B1	DONSR11B1	DONSR13B1	DONSR15B1	DONSR18B1	
Power Supply	V-Ph-Hz	220 - 240 - 1 - 50						
Starting Current	A	2.2	2.5	2.5	3.6	3.6	4	
Compressor	Type	Twin Rotary						
Sound Pressure Level @ 1m		60	60	62	60	60	60.5	
Sound Power Level	dB(A)	65	68	68	69.5	69.5	72	
Dimensions	Net (W x D x H)	mm	890 x 342 x 673	946 x 410 x 810	946 x 410 x 810	952 x 415 x 1333	952 x 415 x 1333	952 x 415 x 1333
	Packaging (W x D x H)	mm	995 x 398 x 730	1090 x 500 x 845	1090 x 500 x 845	1095 x 495 x 1380	1095 x 495 x 1380	1095 x 495 x 1380
	Net / Gross weight	kg	45 / 48	70 / 75	70 / 75	95 / 110	95 / 110	96 / 111
Refrigerant Piping	Type	R32						
	Pre-Charged Length	mm	15m					
	Charge Adjustment (Add or Remove)	g/m	24					
	Liquid / Gas Connections	mm	9.5/15.9	9.5/15.9	9.5/15.9	9.5/15.9	9.5/15.9	9.5/19.0
	Maximum Pipe Length		50	75	75	75	75	75
	Minimum Pipe Length	mm	3	3	3	3	3	3
Maximum Vertical Separation		25	30	30	30	30	30	
Ambient Temperature Limits	°C	Cooling: -15 - 50, Heating: -20 - 24						

Capacities rated in accordance with AS3823. With our policy of continuous improvement, we reserve the right to change, or discontinue at any time, specifications or designs without notice.

Note: All images contained within this brochure are for illustrative purposes only, the colours and finishes of the products featured are as close to the respective product range as photographic lighting and printing processes allow.

# Technical Information

## 20 & 24kW (R410A)

Rinnai - System Model No.			20	24
Nominal Capacity	kW		20	24
Power Supply (To Outdoor Unit)	V- Ph-Hz		415 - 3 - 50	
Maximum Input Power	kW		10.35	13.22
Maximum Input Current	A		18.0	23.0
Recommended Circuit Breaker Size			30	40
Cooling	Rated Capacity	kW	20	23.5
	Capacity Range		10.0 - 26.0	11.8 - 30.5
	Rated Input Power	kW	5.95	6.70
	Rated Input Current	A	9.09	10.13
	AEER	W/W	3.29	3.44
Heating	Rated Capacity	kW	20	25
	Capacity Range		10.0 - 23.7	12.5 - 29.6
	Rated Input Power	kW	5.90	7.15
	Rated Input Current	A	8.9	10.8
	ACOP	W/W	3.32	3.43
Indoor Unit			DINLR20Z7	DINLR24Z7
Rated Input	W		990	1200
Rated Current	A		4.48	5.43
Air Flow	High Speed	L/s (ESP)	1203 (170 Pa)	1203 (170 Pa)
Maximum External Static Pressure (ESP)	Pa		250	250
Noise Level	Sound Pressure @ 1.4m (Hi / Med / Lo)	dB(A)	57 / 54 / 50	57 / 54 / 50
Dimensions	Net (W x D x H)	mm	1454 x 931 x 515	1454 x 931 x 515
	Packing (W x D x H)		1509 x 990 x 550	1509 x 990 x 550
	Net / Gross weight	kg	130 / 142	130 / 142
Duct Connections	Supply Air (W x H)		936 x 378	936 x 378
	Return Air (W x H)		1122 x 342	1122 x 342
Condensate Drain Pipe Diameter	mm		ODφ32	
Refrigerant Piping	Liquid / Gas Connections		φ12.7 / φ22.20	φ12.7 / φ22.20
Moisture Removal	L/h		14.0	16.0
Controller	Type		Wired Programmable Controller	
Operating Range	°C		10-40	10-40
Outdoor Unit			DONSR20Z9	DONSR24Z9
Power Supply	V-Ph-Hz		415 - 3 - 50	
Starting Current	A		5.0	6.0
Compressor	Type		Rotary	
Sound Pressure Level @ 1m	dB(A)		59	60
Sound Power Level			70	72
Dimensions	Net (W x D x H)	mm	1120 x 528 x 1558	1120 x 528 x 1558
	Packing (W x D x H)		1270 x 565 x 1720	1270 x 565 x 1720
	Net / Gross weight	kg	137 / 153	147 / 163
Refrigerant Piping	Type		R410A	
	Pre-Charged Length	m	7.5	7.5
	Charge Adjustment (Add or Remove)	g/m	54	57
	Liquid / Gas Connections	mm	φ9.52 / φ22.2	φ9.52 / φ22.2
	Maximum Pipe Length		60	60
Maximum Vertical Separation (Outdoor above)	m	25	25	25
Ambient Temperature Limits	°C		Cooling: -15 - 46. Heating -15 - 24	

Capacities rated in accordance with AS3823. With our policy of continuous improvement, we reserve the right to change, or discontinue at any time, specifications or designs without notice.  
 Note: All images contained within this brochure are for illustrative purposes only, the colours and finishes of the products featured are as close to the respective product range as photographic lighting and printing processes allow.

**Rinnai Australia Pty Ltd**

ABN 74 005 138 769

100 Atlantic Drive,  
Keysborough, Victoria 3173

For further information  
call 1300 555 545 or visit  
[rinnai.com.au](http://rinnai.com.au)

**TOTAL HOME COMFORT**



HOT WATER



HEATING



COOLING

**Rinnai**